

*Riviera West/Harbor View Bimonthly Newsletter***PRESIDENTS' MESSAGES****Philip Hartley, President, Riviera West Country Club**

Busy times in the community. We continue to battle the pine tree die-off. In addition to the 55 trees we removed through grant and special funds, Riviera West property owners have removed more than 30 dead trees in the past few weeks. Another 57 trees are on the outstanding citation list and we have referred 34 dead trees to the County for referral under the Special Districts program that pays for clearing lots that have been abandoned by the owners. And more die each month. The only silver lining in this battle is that all the trees are one of two species and have exceeded their life expectancy. So, we can see an end to this particular botanical epidemic. The County has recognized the gravity of tree mortality issue and on May 10 passed an emergency declaration which will support application for state and federal funding to address the issue county-wide.

The last big wind tore off some sections of the old "roll out" type roofing on the clubhouse. It was quickly repaired but has pushed ahead the need to replace the portions of the roofing that are the legacy material. The majority of the roof has newer tile-type roofing which is still in good shape.

We have contracted to have a new gutter system installed on the clubhouse. The old box style system, which has now been removed, was leaking along its entire length and causing dry rot to the supporting infrastructure. The new gutter is was installed and looks great. Next on the repair-and-refurbish agenda is painting the clubhouse exterior. Colors have been chosen and a call has gone out for estimates.

No update as yet on repairs to the marina piers.

An enjoyable TGIF/Cinco de Mayo party was hosted by Norma Simmons on May 6. Delicious margaritas were served from the elegant, new Maharaja hand-crafted bar that was donated by the Riviera West Social Club. Good food and socializing topped off the event.

The Riviera West Bocce Ball League is forming up for the coming tournament season. We are looking for two more teams to round out the tournament. Teams must have at least four players. If you are interested but need additional team members, contact the office and we will match you up with other members.

Personally, I greatly appreciate the level of cooperation and understanding that is forthcoming from the property owners in Riviera West. Thanks for being our eyes and ears, constructive problem solving, and willingness to care for our community.

Norma Simmons, President, Harbor View Mutual Water Company

No more leaky tanks!

Our two leaky redwood water storage tanks are now just a memory. The first Broadview tank has been replaced and the new steel tank became operational in April. The clubhouse tank has been demolished and the new tank should be installed by the time you read this. After that, it's back to the steel tank on Broadview to complete the project.

Did you see our slick flyer in the Annual Meeting packet that was mailed to you? We have two amazing online tools that can help you monitor your water usage and review your bi-monthly statements. When we have your current email address on file, you get an email notice that your statement is ready. There's even a pdf version of the statement attached

Continued on page 2


**Riviera West Country Club
Harbor View Mutual Water Company**

8475 Harbor View Drive
Kelseyville, CA 95451
707-279-8544 • fax 707-279-0118
rivierawest@gmail.com
harborviewwater@gmail.com
website: www.rivierawesthoa.com

Office Hours:

Monday, Tuesday and
Thursday: 9 am – 3 pm
Wednesday: 9 – 11 am
Friday: 9 am – 3:30 pm

Riviera West Board:

President: Philip Hartley
Treasurer: C. Richard Smith
Secretary: Clelia Baur
Director: Doug Moore
Director: Bob Gunion

**Harbor View Mutual
Water Company Board:**

President: Norma Simmons
Secretary/Treasurer: Chris Smits
Director: Laurie Baum
Director: Carina DeHererra
Director: Jean Swegle

Regular Board Meetings:

Third Wednesday every other month
beginning in January. Riviera West
meeting is 4:30 PM; Harbor View
meeting is 5:30 PM.

Meetings may be in person, via Zoom
or a hybrid of both. Check your email
for Zoom invitations and instructions
and check the website or call the
office for specific meeting information.
We ask everyone to follow all
public health guidelines that may be in
effect at the time of the meeting.

Editor: Elvia Cubilla

to the email that you can download and print. Currently, everyone receives both an email notification and a printed statement in the mail. If you'd like to go paperless, you can opt out of the printed statements by changing your preference on the website. Or you can call or email the office and we'll do it for you.

We hope you will join us either in person or via zoom for the Annual Meeting on Saturday, June 18. We will be sharing a lot of information about what we've accomplished in the past twelve months and what's in store for your water company including future projects and rate projections.

As a reminder, California is still in a severe drought. Here are some conservation suggestions to consider:

- ▶ Adjust sprinkler heads and fix leaks inside and out.
- ▶ Install drip irrigation system with a smart controller.
- ▶ Water plants early in the morning or late in the evening.
- ▶ Use inorganic mulch such as decomposed granite, gravel, or rock around plants.
- ▶ Wash your car with a hose equipped with a shut-off nozzle. Don't let water run down your driveway. Or if available, take it through the car wash when you fill up your gas tank.
- ▶ Sweep your driveway, don't hose it.
- ▶ Consider installing low-flow devices on your in-home faucets and showers and installing low flow/flush toilets.

Have a safe and fun-filled summer!

Norma Simmons, President

Riviera West Social Club Update

Thank you to Norma Simmons for hosting a colorful Cinco de Mayo TGIF get-together this month. It was a fun fiesta!

Our annual Social Club Spring Tea on May 14 was a resounding success. Thanks to our committee and hostesses: Norma Simmons, Chris Smits, Clelia Baur, Wilma Taylor, Debi Denham, Diane Stawicki, and Karen Magnuson. Our clubhouse was transformed into an elegant setting, and tasty treats provided by our talented members were enjoyed by all. We're already planning next year's event!



For more information about the Social Club events or for more information about the Riviera West Social Club, send us an email at rwccsocialclub@gmail.com.

Upcoming Events:

June 18, Saturday: Annual Meeting at the clubhouse. The Riviera West homeowners meeting will start at 9:00 am. Harbor View Mutual Water Co. will start at 11:00 am.

June 24: Luau theme TGIF hosted by Kerry and Doug Moore

July 9: Member Barbecue. More information to come!

September 30 – October 1: Community Yard Sale

Important Dates

- ▶ Saturday, May 28: Pool opens for the summer season. [Click here for information.](#)
- ▶ June 2022: Fines assessed for lots not cleared for fire safety. [Click here for local lot clearing services.](#)
- ▶ Friday, June 24: 5:00 PM TGIF Party at the clubhouse with a luau theme. Bring a dish to share and BYOB!
- ▶ Saturday, June 18: 9:00 AM Riviera West Annual Meeting at the clubhouse and via Zoom.
- ▶ Saturday, June 18: 11:00 AM Harbor View Mutual Water Annual Meeting at the clubhouse and via Zoom.
- ▶ Saturday, July 9: Member Barbecue. More details to come.
- ▶ Wednesday, July 20: 4:30 PM: Regular meeting of the Riviera West HOA Board (via Zoom) Members will receive an email Zoom invitation.
- ▶ Wednesday, July 20: 5:30 PM: Regular meeting of the Harbor View Mutual Water Company Board (via Zoom) Members will receive an email Zoom invitation.
- ▶ Wednesday, July 27: Free chipping day for Riviera West members. See page 4 for more information.

WATER COMPANY EMERGENCY?

If you cannot reach the
office, call
707-279-4143.



Stay Informed During Fire Season

Many Lake County residents rely on the **Watch Duty** app for timely and reliable information during fire season. The app provides photos and push notifications to help you plan your response.

"Watch Duty gives you real-time information about fire movement and firefighting efforts nearby."

Reliable facts are essential when you need to make quick decisions for your family and your property.

Download the app is easy at watchduty.org



Visit CalFire's website for reliable, up-to-date guidance on creating defensible space, making a wildfire preparedness action plan, and preparing for evacuation.

Click on readyforwildfire.org to connect!

Know Your Zone!

KEL E - 122



With hot weather moving in we must all take steps to keep people and property safe. Make a note today of our fire response zone.

Throughout the year and especially during fire season, it is vital to have accurate and timely information. Whether it is an advisory, a recommended or mandatory evacuation, the Sheriff's Office will refer to your ZONE. Each area of the county has a zone code.


Riviera West's zone is KEL E-122.

To learn more, visit zonehaven.com

Clubhouse Maintenance Update

We are working with local contractors to perform regular clubhouse repair and maintenance. This year's projects include exterior paint, gutter replacement, roof repair and relocation of the exterior stairway. We will also be removing some trees that are getting too big for their spaces around the clubhouse.

These repairs are covered by our reserve fund. Every year as required by law, we transfer part of the Riviera West operating budget to the reserve account, which is dedicated to repairing or replacing our existing facilities.



Above: The old deck stairway was not to code and repairing it was not cost-effective. It was dismantled and a new stairway will be built on the north side of the building to replace it. The upper right photo shows new deck railing where the old stairway was located.



Above left: Contractors completing the new fencing across the front of the pool. A new gate will be installed with the card-key reader.



Above right: Workers remove the old gutter and gutter housing in preparation for new gutter installation. The deck has already been painted and the exterior walls will also have a new paint job.

Power-Line Friendly Planting – Tips from PG&E

For some months we've seen PG&E hard at work clearing and upgrading their equipment. They recently published some helpful planting guidelines.

PG&E is required by law to prune and manage vegetation that grows into or threatens electric lines. That's why it is important to choose small trees that will be less than 25 feet tall at maturity when planting near distribution power lines and only low-growing shrubs (or no trees at all) in the wire zone beneath transmission lines. ...PG&E

We can help keep cable and power lines safe by using landscaping that is compatible with overhead lines. PG&E sent some colorful, easy-to-use guidelines for tree planting around utility lines and poles. You can see more on the PG&E website.

Or check out the PG&E line-friendly planting booklets at the office.



Save the Date – Saturday, June 18, 2022 Riviera West and Harbor View Annual Meetings

Riviera West and Harbor View Annual Meetings

Every year Riviera West and Harbor View Mutual Water Company host annual meetings for all of our members. We will meet in person at the clubhouse and via Zoom. Refreshments will be served courtesy of the Riviera West Social Club. Upcoming budget plans, committee updates, fire safety progress and facility improvements are some of the topics we will be reviewing with members. We encourage you to attend! Your input and participation are important to our community, and the meetings are a great way to meet and socialize with neighbors.

Riviera West Annual Meeting

Saturday, June 18, 2022, 9:00 AM in person and via Zoom

Harbor View Mutual Water Company Meeting

Saturday, June 18, 2022, 11:00 AM in person and via Zoom

Please watch your email for the Zoom meeting invitation and other meeting information, including public health guidelines that may be in place on the meeting date. You will receive meeting agendas and details via US Mail in the annual member information packet.

Note: New legislation as of January 1, 2022 allows California HOAs to conduct elections by acclamation. This means if the number of candidates does not exceed the number of vacant Board positions, the candidates can be declared elected. Candidates will be qualified as always and must have submitted their nominations on time. This process was adopted to help HOAs save members' money and staff time when processing elections.

This year for both Riviera West and Harbor View Mutual Water Company, the number of people running for office was the same as the number of open seats and can therefore be declared elected. Riviera West had three seats open and Harbor View had two seats open.

The annual Members' Packet you received in May will have additional information.

Free Chipping Day 2022

Wednesday, July 27

Only Riviera West property owners are permitted to have branches and brush chipped and removed under this program.

Chipping Day will be Wednesday, July 27 this year.

Contact the office at 707-279-8544 with the address of your chipping pile. If you are not on the list, we cannot ensure your pile will be removed. Please do not set your chipping pile at the curb before May 15.

To be sure your branch and brush piles are picked up, please follow these guidelines:

Chipping Day DOs

- Important: Oleander is toxic. Keep oleander limbs separate from other materials.
- Stack material next to the road so the chipping crew can easily reach the pile.
- Tree trunks and limbs must be smaller than 6 inches in diameter.
- Stack material neatly and evenly with ends facing the road.
- Keep your piles under 5 feet high.
- Piles Must be less than 12 ft. long.

Chipping Day DON'Ts

- Do not stack brush over existing vegetation or the roadway.
- No roots – dirt and rocks in the roots damage machinery.
- No mud or dirt. Do not drag your branches through mud or dirt.
- Do not cross-stack piles.
- No bulldozed or machine-stacked piles.
- No rocks, berry vines, tree stumps or construction material.
- No poison oak or Scotch broom in the pile.
- Brush put out after July 27 or not conforming with the guidelines will not be removed and will be the sole responsibility of the property owner.

Enjoy the Pool and Park This Summer

Summer is here and Riviera West members are anxious to enjoy the amenities. We have made substantial improvements this year. The swimming pool has a new front fence, locking gate, maintenance road and supply building. We are asking all members to review the pool rules and park rules, so everyone can enjoy the facilities this summer.

TENANTS

Property owners have the option of allowing their tenants to use the card key. Owners are responsible for making sure their tenants understand and follow pool and park rules. Owners are liable for any issues or consequences caused by their tenants.

PARK

Enjoy a barbecue and play bocce and horseshoes! Please remember that no more than four guests per parcel owner may use the park at one time. The park is not available for rental nor for use by large (eight or more) parties of members & guests unless sponsored by the HOA.


POOL

The swimming pool is for Riviera West property owners and their guests only. Each household may bring no more than six users to the pool at one time. Each group must have their own key card. Members are not permitted to admit those without cards. During routine monitoring, key cards and addresses must be provided to Riviera West staff and designated volunteers. The Riviera West pool is not a venue for a pool party. This type of use interferes with the peaceful enjoyment of the pool by others.


RULES ONLINE

Click to view the complete rules online: [Park Rules](#) and [Pool Rules](#)

Thanks to everyone for keeping our summer days pleasant and safe!



RIVIERA WEST



Start a Bocce Ball Team!

Join your neighbors in friendly competition at our Park. Teams can consist of four or more members. Half of the team members may be non-owners.

No experience is necessary! Learn this fun game in 15 minutes. Instruction, coaching and equipment will be Provided.

Getting started is simple: Recruit Your team members

- ▶ Turn in or email your team information to the HOA Office
- ▶ Include your team member names and email addresses (or phone numbers)
- ▶ Designate one team member as Captain
- ▶ Choose a team name

Tournament play will start as soon as a sufficient number of teams register.
See you soon for Bocce at the Park!

Planning to Build?

Contact the Building Division in the Lake County Community Development Department 707-263-2382. The County has many resources available to property owners. For example, you can begin by checking the GIS viewer and Zoning Ordinance site and the Planning Division website. Learn about Building Permit applications [here](#).

Remember that since your Riviera West property is in an HOA you will need our stamp on your plans before the County will issue a building permit.

New Date for the Community Yard Sale! Sept. 30 – October 1

It's time to gather up all those items you are ready to re-home. Every year the Riviera West Social Club organizes a community-wide yard sale. The new date for this year's sale is Friday, September 30 and Saturday, October 1.

Each member family hosts their own yard sale on their property. Meanwhile the Social Club manages a sale at the clubhouse with all proceeds going to the Social Club events budget. You can donate yard sale items for the Social Club sale if you don't want to host your own sale.

Social Club volunteers do all the publicity and set up signs. Participating members are asked to pay a nominal amount to help with purchasing signage materials.

Contact the office at 707-279-8544 if you want to participate or if you'd like to volunteer to help organize the sale.

You Can Now Make Riviera West Payments Online

Riviera West property owners now have the option of paying amounts due online using the ZEGO application. There is a fee for using this service.

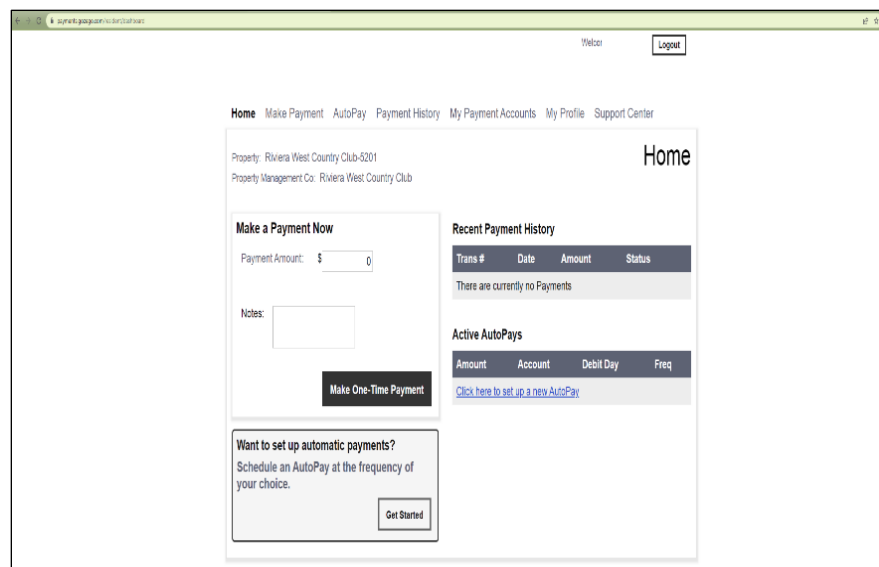
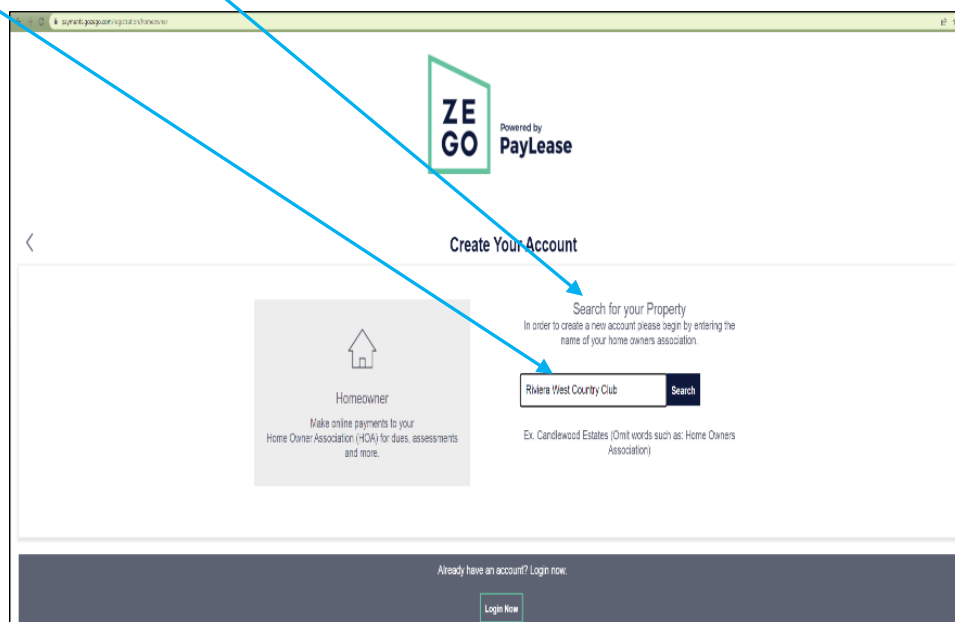
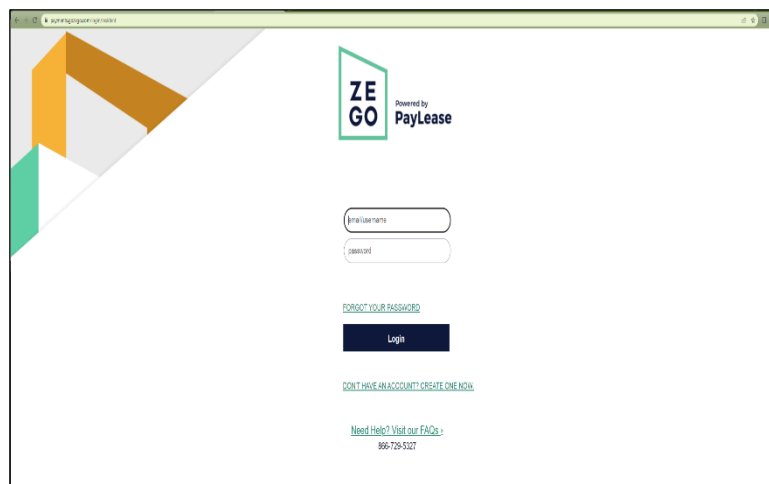
Follow these easy steps to create an account. Begin at www.gozego.com and follow the instructions through a series of screens:

When you reach the **Search for your Property** screen with the gray box and house icon, be sure to type **Riviera West Country Club** in the search box.

Other HOAs contain the word Riviera so be sure you are connecting with Riviera West Country Club. Then click on “this is my property.”

This opens a new window to create your account. Click on Get Started, enter your personal information, set a password and click on “Create Account.”

Then set up the payment options you want to use.



Annual HOA Fee Due Soon

We will all be receiving a statement in the mail for our Riviera West homeowners' association dues.

You can pay your annual dues by mail or using ZEGO. Other options are paying at the office or using the office drop box.

Payment is due July 31. To avoid a late charge, the office must receive your payment by Monday, August 1 (July 31 is a weekend day). Thank you for your prompt payment!

County and Local Communities Win Grant Funding

The following is great news for Riviera West property owners. In cooperation with the HOAs at Riviera West, Riviera Heights, Buckingham and Kelseyville Riviera, the Lake County Department of Public Works submitted a competitive grant application to the California Fire Safe Council in the amount of \$380,000. We recently learned this grant has been funded.

The primary purpose of the grant is to remove hazardous trees along the Soda Bay Road corridor that are dead, dying, distressed or poised to fall onto the road – thereby blocking the sole evacuation route for the communities located along the corridor. Additionally, the grant will pay for a consultant to prepare a comprehensive Wildfire Evacuation Route Plan that would coordinate the various emergency responding agencies along with the Homeowner Associations of the multiple communities along the corridor. A third project (9% of funds) is to pay for the acquisition of a masticator head for a John Deere Excavator owned by the County Road Department. This equipment will be used to maintain the corridor following the removal of the hazardous material.

Right: This dead tree is a candidate for removal. It is one of the many dangerous trees that could impede an evacuation along Soda Bay Road.



Invisible, Invasive, Important! Let's Keep Clear Lake Free of Quagga & Zebra Mussels



Photo courtesy of the Ca. Dept. of Fish and Wildlife.

The following is reprinted from LakeCoNews.com, 5/26/2022:

As Californians gear up for another beautiful summer full of outdoor recreation, boaters are being asked to remember the importance of cleaning, draining and drying their watercraft to combat the spread of invasive quagga and zebra mussels.

Quagga and zebra mussels are invasive freshwater mussels native to Europe and Asia. They multiply quickly, alter water quality and the aquatic food web, and ultimately impact native and sport fish communities. These mussels spread from one waterbody to another by attaching to watercraft, equipment and nearly anything that has been in an infested waterbody.

Invisible to the naked eye, microscopic juveniles are spread from infested waterbodies by water that is entrapped in boat engines, ballasts, bilges, live-wells and buckets.

Quagga mussels have infested 34 waters in Southern California and zebra mussels have infested two waters in San Benito County, 13 of which are boatable by the public.


To prevent the spread of these mussels and other aquatic invasive species, people launching vessels at any waterbody are subject to watercraft inspections and should clean, drain and dry their motorized and non-motorized boats, including personal watercraft and any equipment that contacts the water, before and after use.

"The California Department of Food and Agriculture (CDFA) operates border protection stations that inspect trailered watercraft entering the state," said California Department of Fish and Wildlife Invasive Species Program Manager Martha Volkoff. "Early this year, the stations marked their two-millionth watercraft inspected, a milestone that represents a monumental contribution in preventing further introductions of mussels into the state. In addition to the border protection stations, water managers throughout the state continue to implement inspections at their waterbodies. Memorial Day is a great opportunity to spread the word to boaters about the simple actions they should take in preparation for their next outing."

[Click Here for the full story on LakeCoNews.com](http://LakeCoNews.com)

Harbor View Mutual Water Company Tank Replacement Update

Replacing our leaking, 60s-vintage tanks is one of the most important efforts the Water Company Board has ever undertaken. The successful management of this project represents long-term value and utility for all members.



Left: One of the two old redwood tanks – this one located behind the clubhouse. Soggy Soil! We knew all that water was going somewhere; we just didn't realize how deep. The leakage is now under control. Bye-bye old tanks!

Right: The improved clubhouse tank layout – this time we have a retaining wall and security fence!



Right: The new clubhouse tank under construction. By mid-May, the concrete foundation was poured. And a week later the tank was assembled section by section.



Left and below: Foundation work proceeding on the clubhouse tank. Check the April newsletter for the progress report on the Broadview tanks.

When the first Broadview tank went into service in early April, work had already begun on the Clubhouse tank in mid-March. Although expected to be completed by the end of June, the project experienced some unexpected delays including a boulder the size of a small car directly in the path of the Broadview tank foundation. Extra over-excavation at both sites put another drag on the timeline.

The Clubhouse tank will be in service by mid-June and then work will begin on the second Broadview tank. New target for completion date is end of September.



Right: The clubhouse tank nearing completion. The tank will soon be in operation. A job well done by all, especially the Board, who found grant funding that saved members nearly \$2M!



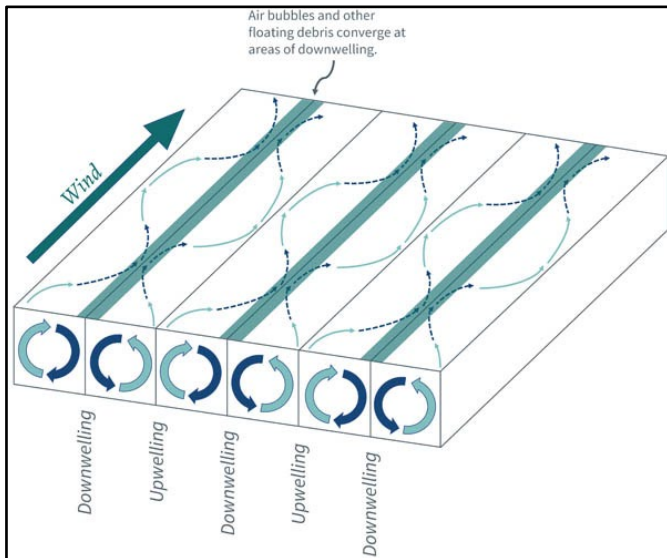
What are Those Mystery Lines in the Lake?

As we gaze at the lake from our fabulous hillside viewpoint, we've all noticed the mysterious white lines weaving across the surface of the water. Apparently there is quite a bit of science behind this phenomenon. **Wikipedia** contributed this enlightening explanation...



Above photo published by LakeCoNews on March 27, 2022

Click here to read the LakeCoNews article about Clear Lake's mysterious Langmuir lines.



Above photo and content retrieved from ausableriver.org May 12, 2022

Theory [edit]

The driving force of these circulations is an interaction of the mean flow with wave averaged flows of the surface waves. Stokes drift velocity of the waves stretches and tilts the vorticity of the flow near the surface. The production of vorticity in the upper ocean is balanced by downward (often turbulent) diffusion ν_T . For a flow driven by a wind τ characterized by friction velocity u_* , the ratio of vorticity diffusion and production defines the Langmuir number [2]

$$\text{La} = \sqrt{\frac{\nu_T^3 k^6}{\sigma a^2 u_*^2 k^4}} \quad \text{or} \quad \sqrt{\frac{\nu_T^3 \beta^6}{u_*^2 S_0 \beta^3}}$$

where the first definition is for a monochromatic wave field of amplitude a , frequency σ , and wavenumber k and the second uses a generic inverse length scale β , and Stokes velocity scale S_0 . This is exemplified by the Craik-Leibovich equations[3] which are an approximation of the Lagrangian mean.[4][5] In the Boussinesq approximation the governing equations can be written

$$\frac{\partial u_i}{\partial t} + u_j \nabla_j u_i = -2\varepsilon_{ijk} \Omega_j (u_k^s + u_k) - \nabla_i \left(\frac{P}{\rho_0} + \frac{1}{2} u_j^s u_j^s + u_j^s u_j \right) + \varepsilon_{ijk} u_j^s \varepsilon_{klm}$$

$$\nabla_i u_i = 0$$

$$\frac{\partial \rho}{\partial t} + u_j \nabla_j \rho = \nabla_i \kappa \nabla_i \rho$$

Content from Wikipedia, May 12, 2022

The **ausableriver.org** website offered a simpler description:

Langmuir circulation, also known as Langmuir spirals, causes horizontal lines of bubbles or foam to form on the surface of lakes.

Under the right wind conditions, the combination of wave action and shear stress causes spiraling horizontal currents to form near the lake surface. Adjacent cells rotate counter to one another, creating alternating areas of upwelling and downwelling. Air bubbles and other debris get caught in the downwelling areas, forming long lines that run parallel to the direction of the prevailing winds.

Langmuir circulation was first observed by Irving Langmuir in 1927. As he sailed the Sargasso Sea in the North Atlantic, he noticed parallel windrows of sargassum floating on the surface of the sea. In 1938 he described what was later named Langmuir circulation in a paper published in Science titled Surface motion of water induced by wind. Langmuir was an American-born chemist and physicist that was recognized with a Nobel Prize in Chemistry in 1932 for his work on surface chemistry.

The exact mechanisms that lead to Langmuir circulation have taken decades to tease apart and at times are still subject to scientific debate. It appears as though a specific combination of wind and wave action is necessary to generate these circulation patterns. Shear stress between the wind and water surface, combined with wave action, combine to generate organized helical circulation patterns. Circulation cells run parallel to the direction of the wind or as much as 20° off-axis. Each cell counter rotates relative to the adjacent cells, in other words, the cells alternate between clockwise and counter-clockwise rotation.